



More Sample Settings (page 1)

To get the best results, use a distortion pedal and insert it BEFORE the flanger.




Conventional flanger 1

This gets you into the territory of conventional flangers. Tweak and you'll find sounds reminiscent of Boss, DOD, Ibanez, etc. If you're going MONO, use OUT B. TZF polarity does not affect sound.



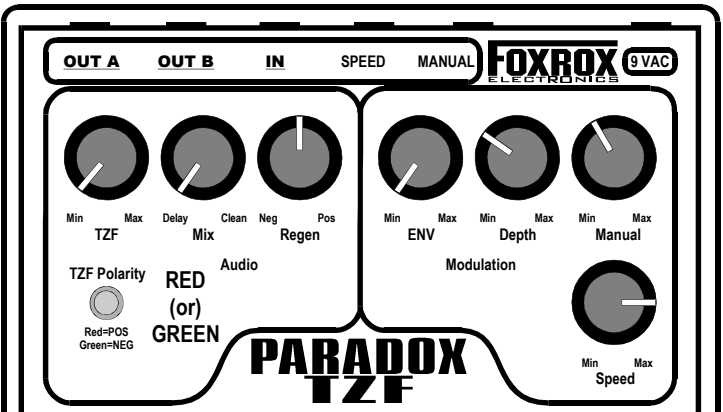
Slow Phase

A slow, phasey sound. Kind of mild, but pretty. Try it in situations where you might use a slow phase shifter, like during the "Eruption" solo!




Conventional flanger 2

Same as Conventional flanger 1, but different polarities, different regen...ect..Try it for a slightly different sounds. If you're going MONO, use OUT A.



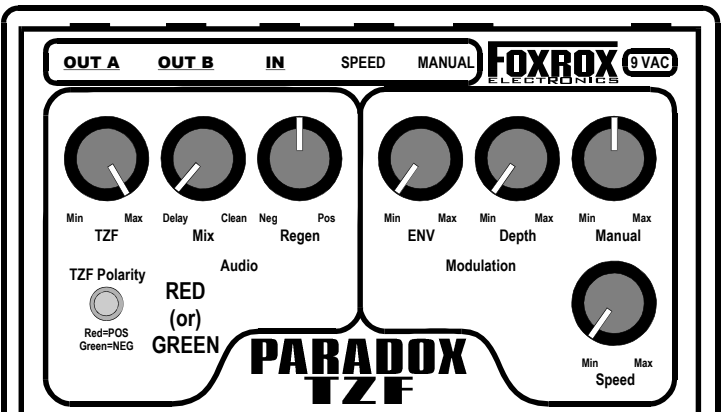
Warm analog vibrato

Use the modulated delay to create a true analog vibrato. Since your entire signal is passing through an analog bucket brigade chip, the result is a warm, organic wiggling sound.



Conventional Chorus

Setting the Manual control to a low setting and setting the Width low gets you into Chorus territory. Use these settings for a nice stereo chorus. Of you're going MONO, use OUT A




Matrix Filter (comb filter)

The world's first through-zero comb filter! Set the Manual control where you like it. By keeping the WIDTH and ENV controls down all the way, you can dial in different static spatial images. Amazing in stereo (turn up mix control).


More Sample Settings (page2)

To get the best results, use a distortion pedal and insert it BEFORE the flanger.




Metallic flange

An ever-swirling metallic tunnel tone that seems to lock onto the notes you play. Reminds me of a sound that Jan Hammer got in the mid 70's




House burning down

This is good for getting the strange and bazaar flanging sounds that Jimi and Eddie somehow managed while recording Electric Ladyland. Carefully tweak the ENV control so that it hovers right over the zero point while you play. This IS the sound! No other flanger will nail it like this.




Tremolo flange!

Use the total-cancellation that happens when you cross over the zero point with Negative summing. Tweak the MANUAL control to get an even tremolo sound. Set the speed to your liking. An interesting twist to a classic effect. Try with clean or compressed guitar. Try with keyboards.



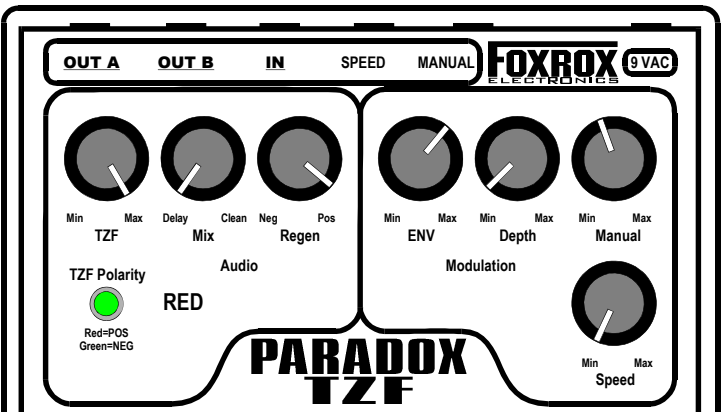
Uni-flange Vibe

If you play around with this one, you can get pretty close to the sound of a Uni-vibe. Tweak the Manual and Width controls to get an uneven wobble. Try it with Neg (green) TZF.



Mild flange

This is good for times when you want to add some swirly color in the back ground, and don't need an in-your-face flanging effect.



Gurgle

Get some twisted gurgling sounds with this setup. Carefully adjust the TZF and Manual controls for proper gurgle.

